

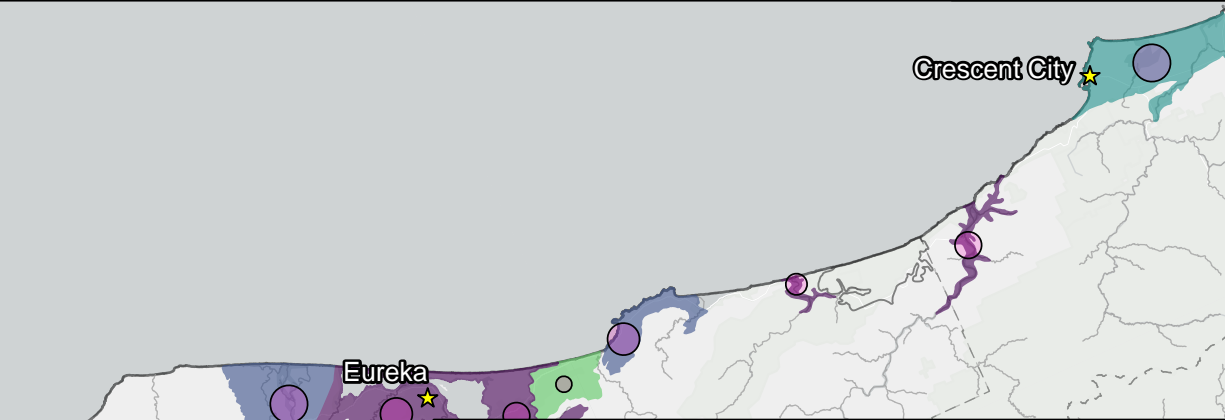
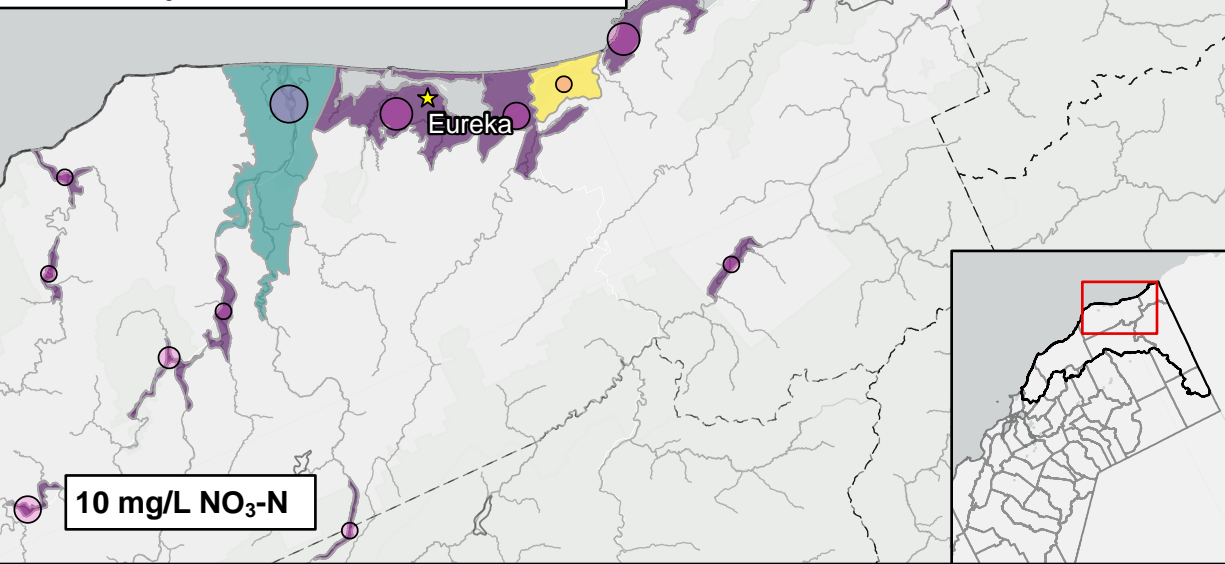
Figure 4: Nitrate Exceedances by Basin

Humboldt/Del Norte County Basins



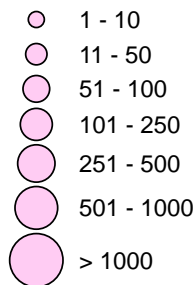
Source: NCRWQCB, SWRCB, GAMA, Esri, CA DWR, USDA, USGS

Notes: All data were last accessed and acquired in February 2021. Well data span 2010-2020. The MCL for nitrate is 10 mg/L NO<sub>3</sub>-N

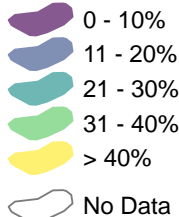


Legend

Dataset Size  
Sample Count



Basin by % Wells  
Exceeding 5 mg/L  
NO<sub>3</sub>-N



Basin by % Wells  
Exceeding 10 mg/L  
NO<sub>3</sub>-N

